


# MINI DIAPHRAGM VACUUM PUMPS AND COMPRESSORS



N 85.3 KNE



N 86 KNDC



N 86 KNDC-B

## Concept

The mini diaphragm vacuum pumps from KNF are based on a simple principle – an elastic diaphragm, fixed on its edge, moves up and down its central point by means of an eccentric. In this way the medium is transferred using automatic valves.

The pumps are equipped with the patented stress-optimized structured diaphragm, resulting in a high pneumatic performance, a durable product and compact size. Special valves ensure that the product can cope easily with vapor and condensation.

Thanks to the KNF modular system, the parts used to transfer the gases can be made from materials with varying degrees of resistance. The pumps can be driven by either AC or DC motors.

## Features

### Uncontaminated flow

No contamination of the media due to oil-free operation

### Maintenance-free

### Compact size

### High performance

### High level of gas tightness

### Long product life

### Very quiet and little vibration

### Copes well with vapor and condensation

### Cool running motor

even when in constant use

### Ready for assembly

### Can operate in any installed position

## Areas of use

The mini diaphragm vacuum pumps offer a high level of performance despite their small size, as well as an excellent price performance ratio. They are required especially in the fields of analysis, medicine and production technology.

The pumps are used for sucking gases, taking samples (even liquids in a vacuum) and evacuating vessels.

The AC models are suited for use in mains operated machinery or stationary applications. Mini diaphragm pumps for portable and stand-alone equipment require DC power supplies.

## PERFORMANCE DATA

Type	Delivery (l/min)	Vacuum (mbar absolute)	Pressure (bar g)	Weight (kg)
N 85.3 KNE	5	25	0.3	1.25
N 85.3 KNDC	5	25	0.3	0.72
N 86 KNE	6	100	2.4	1.1
N 86 KNDC-B	6	100	2.4	0.56
N 86 KNDC	6.5	100	1.5	0.58

# N 85.3 KNE | N 85.3 KTE

## PERFORMANCE DATA

Type	Delivery at atm. pressure (l/min) <sup>1)</sup>	Max. operating pressure (bar g)	Ultimate vacuum (mbar abs.)
N 85.3 KNE	5	0.3	25
N 85.3 KTE	5	0.3	35

<sup>1)</sup> Liter at STP

## MOTOR DATA

Protection class	IP 00
Voltage (V)	230
Frequencies (Hz)	50
Power P <sub>1</sub> (W)	65
I <sub>max</sub> (A)	0.65

## PUMP MATERIAL

Type	Pump head	Diaphragm	Valves
N 85.3 KNE	PPS	EPDM	CR
Chemically resistant version			
N 85.3 KTE	PPS	PTFE-coated	FFPM

# N 85.3 KNDC | N 85.3 KTDC

## PERFORMANCE DATA

Type	Delivery at atm. pressure (l/min) <sup>1)</sup>	Max. operating pressure (bar g)	Ultimate vacuum (mbar abs.)
N 85.3 KNDC	5	0.3	25
N 85.3 KTDC	5.5	0.3	35

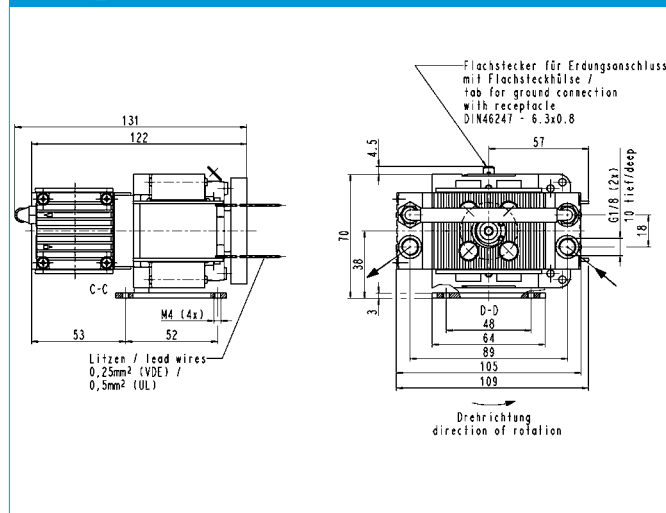
## MOTOR DATA

DC motor	12 V	24 V
I <sub>max</sub> (A)	1.4	0.7

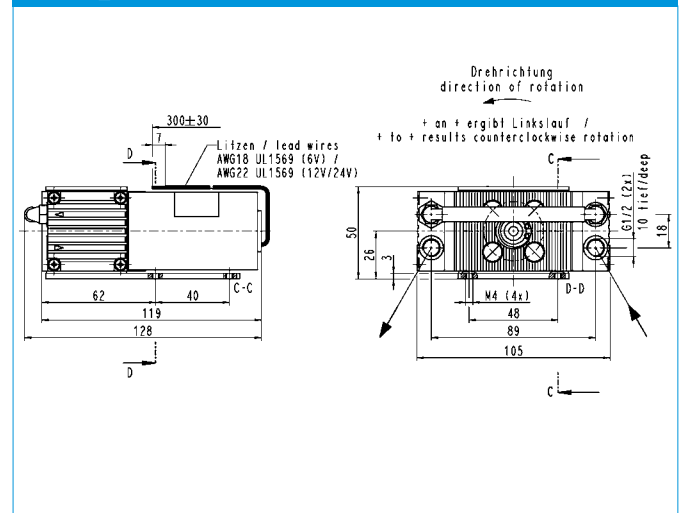
## PUMP MATERIAL

Type	Pump head	Diaphragm	Valves
N 85.3 KNDC	PPS	EPDM	CR
Chemically resistant version			
N 85.3 KTDC	PPS	PTFE-coated	FFPM

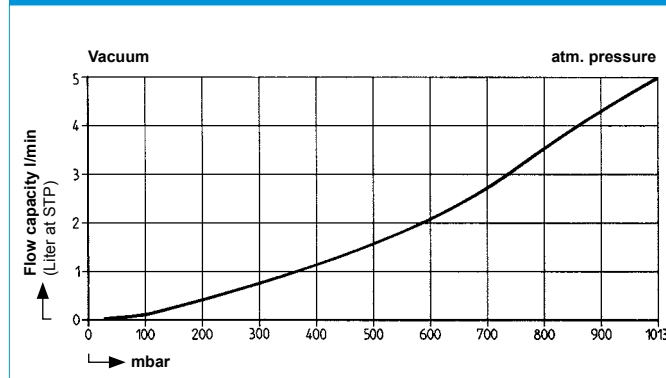
## N 85.3 K\_E



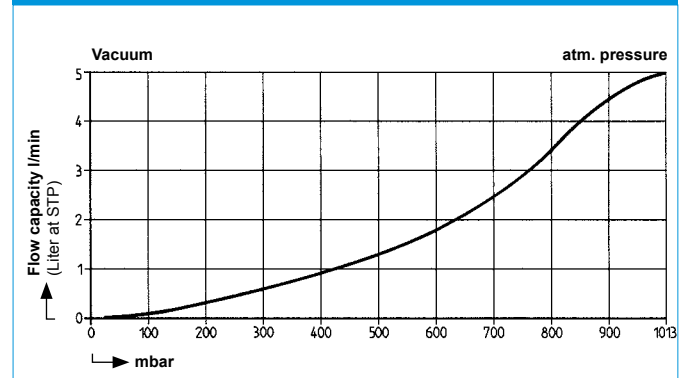
## N 85.3 K\_DC



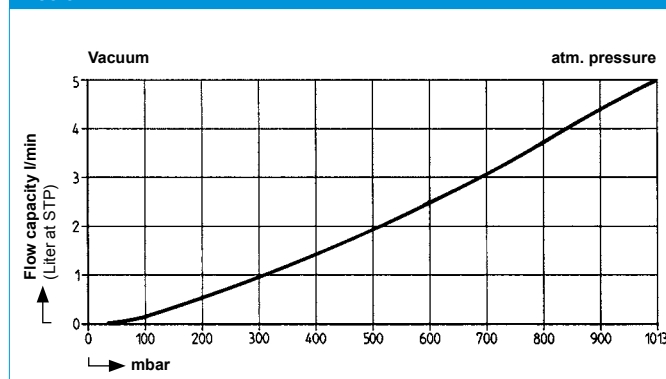
## N 85.3 KNE



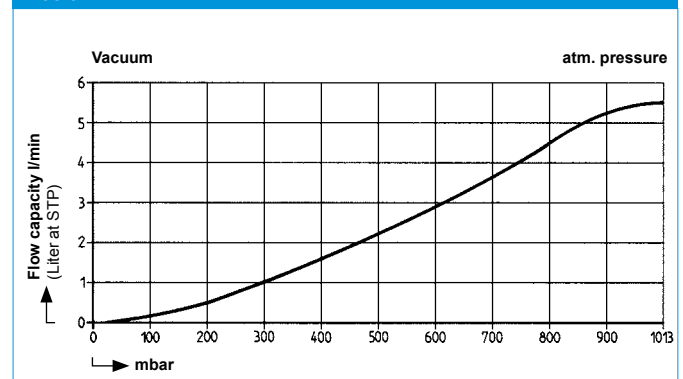
## N 85.3 KNDC



## N 85.3 KTE



## N 85.3 KTDC



# N 86 KNE | N 86 KTE

## PERFORMANCE DATA

Type	Delivery at atm. pressure (l/min) <sup>1)</sup>	Max. operating pressure (bar g)	Ultimate vacuum (mbar abs.)
N 86 KNE	6	2.4	100
N 86 KTE	5.5	2.5	160

<sup>1)</sup> Liter at STP

## MOTOR DATA

Protection class	IP 00
Voltage (V)	230
Frequencies (Hz)	50
Power P <sub>1</sub> (W)	60
I <sub>max</sub> (A)	0.65

## PUMP MATERIAL

Type	Pump head	Diaphragm	Valves
N 86 KNE	PPS	EPDM	FPM
Chemically resistant version			
N 86 KTE	PPS	PTFE-coated	FFPM

# N 86 KNDC-B | N 86 KTDC-B

## PERFORMANCE DATA

Type	Delivery at atm. pressure (l/min) <sup>1)</sup>	Max. operating pressure (bar g)	Ultimate vacuum (mbar abs.)
N 86 KNDC-B	6	2.4	100
N 86 KTDC-B	5.5	2.5	160

## MOTOR DATA

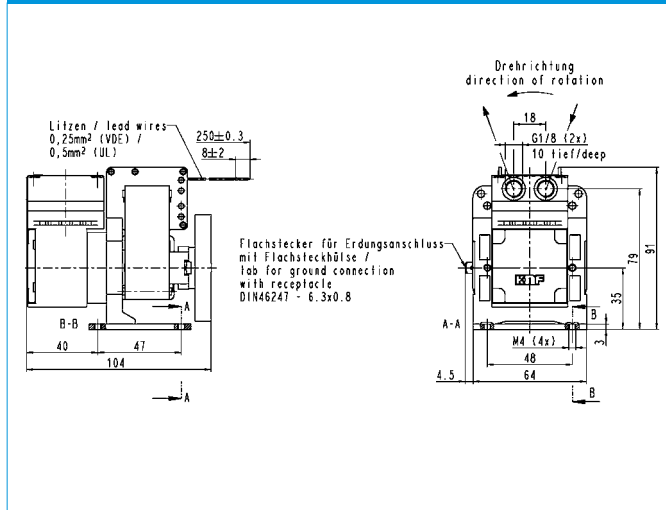
DC motor	12 V	24 V
I <sub>max</sub> (A) N 86 KNDC-B	1.1	0.65
I <sub>max</sub> (A) N 86 KTDC-B	1.0	0.6

## PUMP MATERIAL

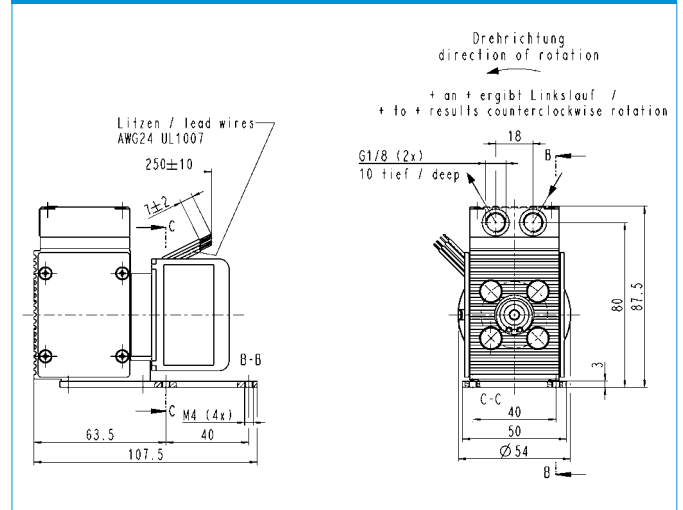
Type	Pump head	Diaphragm	Valves
N 86 KNDC-B	PPS	EPDM	FPM
Chemically resistant version			
N 86 KTDC-B	PPS	PTFE-coated	FFPM

To comply with CE standards (EMC guidelines to EN 55014-1), attention must be paid to the specifications in the operating instructions.

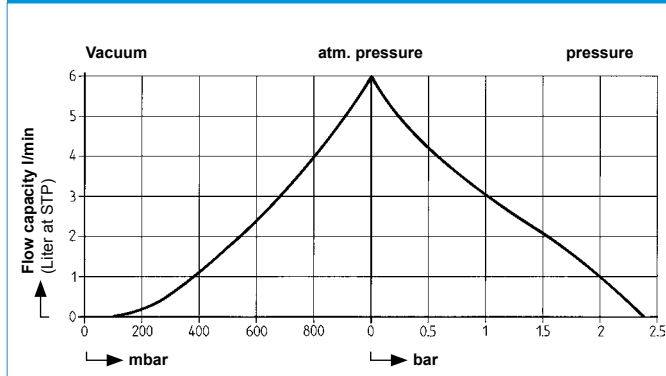
## N 86 K\_E



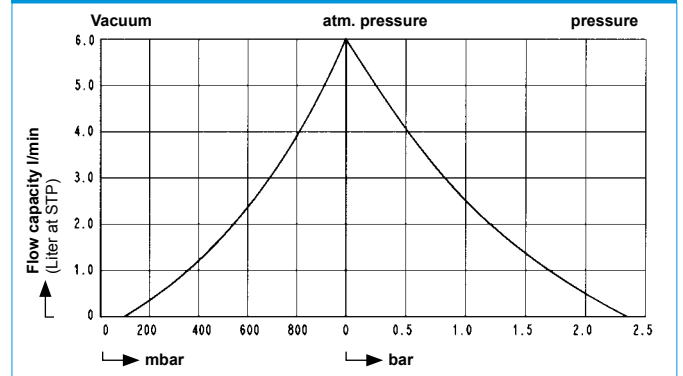
## N 86 K\_DC-B



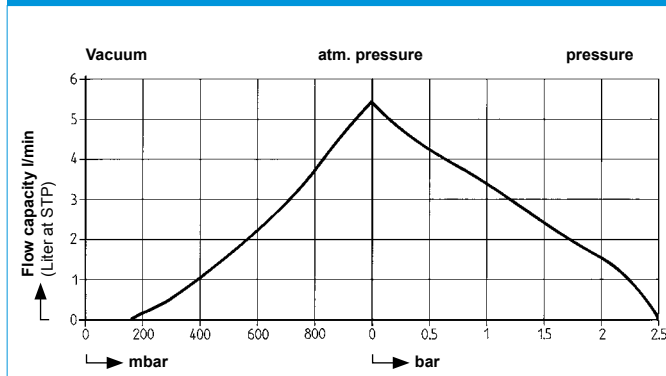
## N 86 KNE



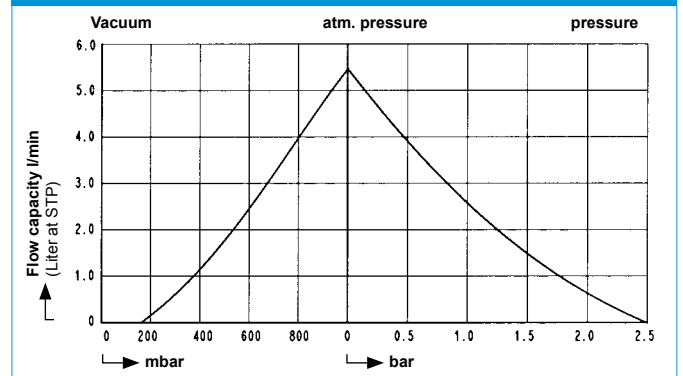
## N 86 KNDC-B



## N 86 KTE



## N 86 KTDC-B



# N 86 KNDC | N 86 KTDC

## PERFORMANCE DATA

Type	Delivery at atm. pressure (l/min) <sup>1)</sup>	Max. operating pressure (bar g)	Ultimate vacuum (mbar abs.)
N 86 KNDC	6.5	1.5	100
N 86 KTDC	6	1.5	160

<sup>1)</sup> Liter at STP

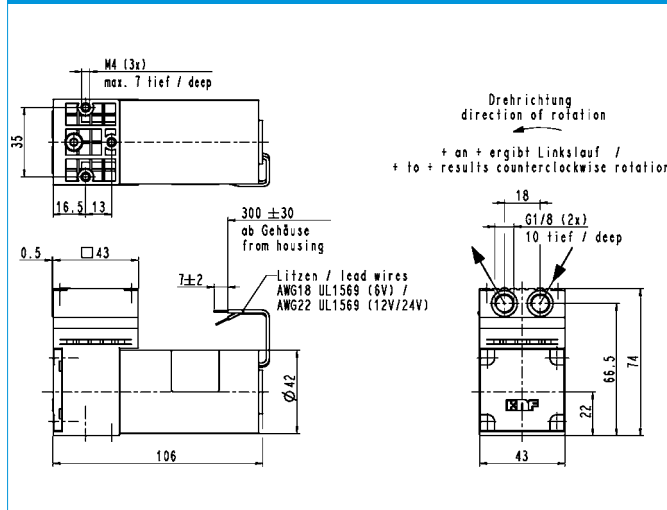
## MOTOR DATA

DC motor	12 V	24 V
I <sub>max</sub> (A) N 86 KNDC	1.3	0.65
I <sub>max</sub> (A) N 86 KTDC	1.5	0.75

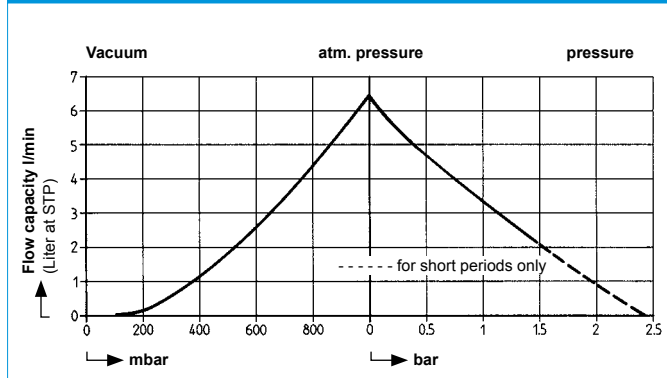
## PUMP MATERIAL

Type	Pump head	Diaphragm	Valves
N 86 KNDC	PPS	EPDM	FPM
Chemically resistant version			
N 86 KTDC	PPS	PTFE-coated	FFPM

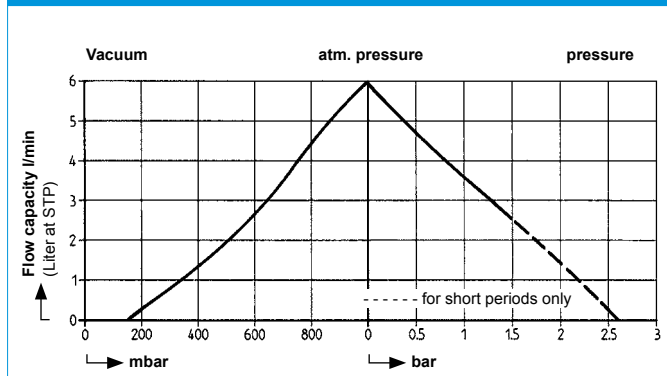
## N 86 K\_DC



## N 86 KNDC

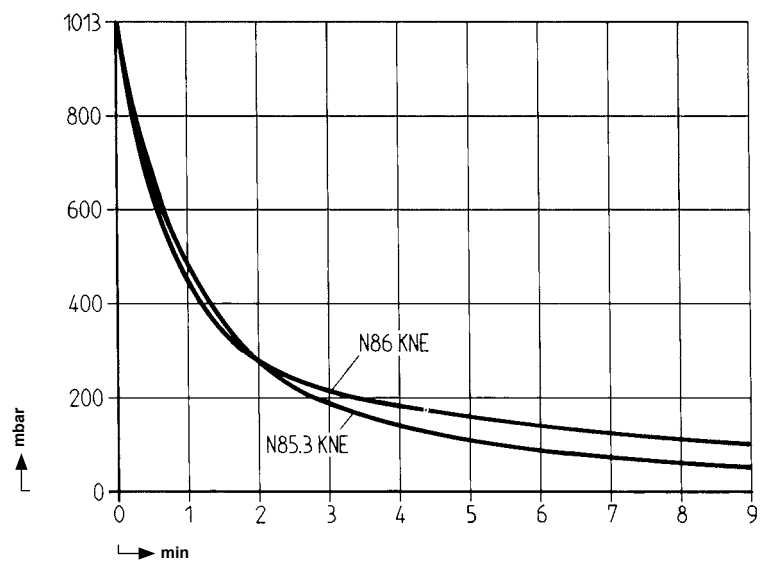


## N 86 KTDC

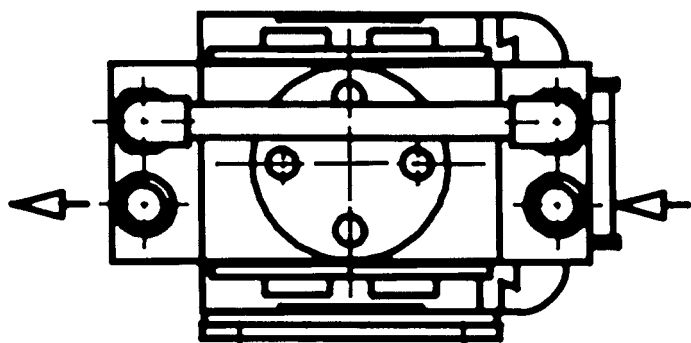


# TECHNICAL INFORMATION

## PUMP DOWN TIME FOR 5 LITER VESSEL



## HEAD CONNECTIONS



N 85.3 Heads in series (2-stage)

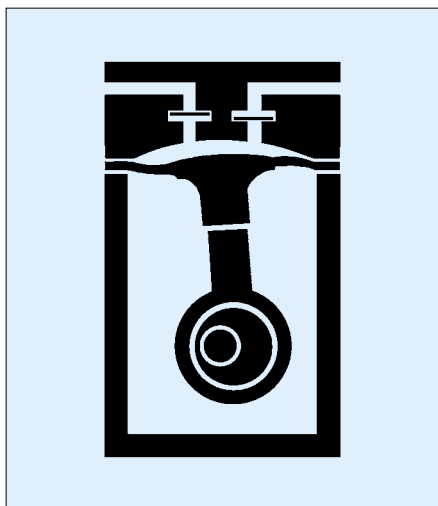
## ACCESSORIES

Description	Order No.	Details
Silencer	000345	
Filter	000346	
Hose connector	001936	PA
Hose connector	025671	PVDF
Rubber foot	024435	for N 85.3/N 86 __ _ E

# HINTS ON FUNCTION AND INSTALLATION

## Function of KNF diaphragm vacuum pumps and compressors

An elastic diaphragm is moved up and down by an eccentric (see illustration). On the down-stroke it draws the air or gas being handled through the inlet valve. On the up-stroke the diaphragm forces the medium through the exhaust valve and out of the head. The compression chamber is hermetically separated from the drive mechanism by the diaphragm. The pumps transfer, evacuate and compress completely oil-free.



## Hints on installation and operation

- Range of use: Transferring air and gases at temperatures between +5 °C and +40 °C.
- Please check the compatibility of the materials of the pump head, diaphragm and valves with the medium.
- The KNF product line contains pumps suitable for pumping aggressive gases and vapors – please contact us.
- Permissible ambient temperature: between +5 °C and +40 °C.
- The standard pumps are not suitable for use in areas where there is a risk of explosion. In these cases there are other products in the KNF program – please ask us for details.
- The pumps are not designed to start against pressure or vacuum; when a pump is switched on the pressure in the suction and pressure lines must be atmospheric. Pumps that start against pressure or vacuum are available on request.
- To prevent the maximum operating pressure being exceeded, restriction or regulation of the air flow should only be carried out in the suction line.
- Install the pump so that the fan can draw in sufficient cooling air.
- Components connected to the pump must be designed to withstand the pneumatic performance of the pump.
- Fit the pump at the highest point in the system, so that condensate cannot collect in the head of the pump – that prolongs working-life.

**KNF Neuberger GmbH**  
Alter Weg 3  
D 79112 Freiburg  
Tel. +49 7664 5909 0  
Fax +49 7664 5909 99  
info@knf.de  
www.knf.de